



rubaroc®

**THE EXPERTS
IN POURED-IN-
PLACE RUBBER
SURFACING**

Installing worldwide
since 1983.

TRUST IN THE ORIGINAL

We pride ourselves as being the market leader in poured-in-place Rubber Safety Surfacing.

Providing expert surfacing worldwide since 1983.

CONTENTS

| | |
|----|--|
| 4 | WHAT IS RUBAROC? |
| 7 | HISTORY OF RUBAROC |
| 10 | RUBAROC APPLICATIONS |
| 12 | POOL DECKS & PATIOS |
| 18 | ACTIVITIES & FITNESS FACILITIES |
| 22 | SPLASH PADS |
| 24 | PLAYGROUNDS |
| 26 | CUSTOM DESIGNS & LOGOS |
| 28 | GOLF COURSES |
| 30 | GARAGES & DRIVEWAYS |
| 32 | ANIMAL CARE FACILITIES |
| 34 | PATHWAYS & STEPS |
| 37 | RUBAROC COLOURS |
| 38 | RUBAROC PRODUCT SPECIFICATIONS |
| 43 | CONTACT US |




WHAT IS RUBAROC?

A NEW LEVEL OF COMFORT

WE ARE UNLIKE ANY OTHER RESURFACING PRODUCT

Rubber surfacing with Rubaroc combines high tech polymer resins with epdm rubber granules to create a resilient, non-skid surface that is virtually indestructible. Rubaroc is professionally installed over your new or existing surface, and is available in a wide range of colours.





BOUNCES LIKE RUBBER. WEARS LIKE ROCK.®

Originally innovated as poured-in-place Rubber Safety Surfacing for swimming pool decks, Rubaroc quickly grew it's applications and today you will find Rubaroc being used in a variety of applications from water parks, playgrounds, schools, childcare facilities, golf clubs and hotels, private and public housing associations, and so much more.

A high-angle photograph of a resort pool deck. The deck is paved with a light-colored, patterned material. Several lounge chairs with blue cushions and white towels are arranged on the deck. In the background, there are large, ornate Egyptian-style statues of sphinxes and columns. A swimming pool is visible on the left side of the image. The overall scene is bright and sunny.

OUR ROOTS ARE AS STRONG AS OUR SURFACES.

With over 3 decades of installation experience, Rubaroc is a second generation Rubber Safety Surfacing company that has been providing professional and fast installation worldwide.

History of Rubaroc

From 1983 to 2019



1983

Rubaroc is founded.

In Dallas, Texas, Barry Meakings Sr. developed a revolutionary surfacing product known today as Rubaroc.



1985

First rubber surfacing water park.

Wet 'n' Wild in Las Vegas, Nevada.



1989

Rubaroc gets versatile.

3M facility in Austin, Texas. Indoor walkways, an example of Rubaroc's amazing versatility.



1992

Rubaroc opens in Australia.

Rubaroc opens in Australia under Neil Warner's direction.



1998

Rubaroc in Europe.

The Valderrama Gold Club in Spain gets new Rubaroc walkways and cart paths.



1999

Rubaroc enters Canada.

First playground installed in Ontario, Canada.



2006

Rubaroc in the Caribbean.

Southern Palms Resort in Barbados gets a new pool deck.



2011

Contractor program begins.

Rubaroc offers installation training to contractors.



2013

Dallas office opens.

Rubaroc opens its doors in a new office in Dallas, Texas.



2016

Northeast US office opens.

A new Rubaroc office is opened in Philadelphia.



2017

Rubaroc expands.

Completed 133,000 sqft for Caesars Palace, Las Vegas, along with many other commercial installations.



2019

Installation focus.

Rubaroc changes focus to better meet the needs of their growing consumer market.

Rubaroc is proven.

Rubaroc rubber surfacing has been installed in a wide variety of commercial and residential environments such as water parks, indoor and outdoor swimming pool decks, and leisure centres.

Fast, professional installation.

Rubaroc is mixed on site and troweled by craftsmen to a uniform thickness over your new or existing surface to create a beautiful, seamless finish. Special rubber safety surfacing materials are skilfully used for custom logos and designs. Rubaroc can also be applied to angular surfaces, like coping around a pool or stair faces.

The all-around rubber surface.

Rubaroc adheres directly to any solid-substrate materials including concrete, asphalt, epoxy, stone, brick, steel, tarmac, chipboard, and aluminium.



Durable



Slip resistant



Easy to clean



Color Options



Troweled by hand



Installed by pros



Fast installation



Stays cool



No more cracks



Comfortable

RUBAROC APPLICATIONS

EXPRESS YOUR CREATIVITY



POOL DECKS & PATIOS



ACTIVITIES & FITNESS FACILITIES



SPLASH PADS




PLAYGROUNDS



CUSTOM DESIGNS & LOGOS



GOLF COURSES



GARAGES & DRIVEWAYS



PATHWAYS & STEPS



ANIMAL CARE FACILITIES



All of the different applications by Rubaroc will provide you with multiple benefits. We have developed the Rubaroc system over many years and we are confident it will surpass your expectations.

POOL DECKS & PATIOS



THE RUBBER SURFACE THAT STRETCHES

Remarkably, Rubaroc stretches to accommodate most substrate cracks caused by ground movement. Rubaroc rubber safety surfacing also expands and contracts with temperature changes.

RUBBER SURFACING THAT'S EASY TO MAINTAIN

Rubaroc is stain resistant and cleans with normal soap and water. Should the occasion become necessary, repairs to a Rubaroc applied rubber surface are easily accomplished by an installation specialist.

With over 35 years of worldwide experience installing quality surfaces, Rubaroc will exceed every expectation.




Safety is our priority.


Rubaroc is skid-resistant when wet, much like your bath mat which makes rubber safety surfacing perfect for wet deck applications.

Resurface an old, cracked or tired pool surround or create a brand new surface with Rubaroc.

Rubaroc is unlike any other surface. It is long lasting, safe for children, easy to maintain, and you can expect a fast installation.



MOST POPULAR COLOURS



Pools are a large liability, with incidents occurring at an increasingly high rate annually.

Stop problems where they start and protect others and yourself by getting a safety surface that works, lasts and looks beautiful!



RESIDENTIAL POOL DECKS





Rubaroc pool decks are poured on site and hand troweled to create the perfect outdoor space you are looking for. We can create any color you like, and our experienced installers will mix and hand trowel your new surface on site. No paying to remove your existing or damaged surface!

Create a beautiful, seamless, soft to walk on pool deck that will be cool in the sun, beautiful to look at, impact resistant, and won't crack like concrete. Feel relaxed about your little ones playing and running, since Rubaroc is even more slip resistant when wet!



Slip resistant



Easy to clean



Colour Options



Trowelled by hand



No more cracks



Stays cool



Comfortable



Durable



Installed by pros



Fast installation

POURED-IN-PLACE



Commonly referred to as “poured-in-place”, Rubaroc is hand troweled over imperfections and minor undulations creating a seamless, carpet-like surface that will last for years.



Rubaroc is anti-fungal, anti-bacterial and easy to maintain. Surfaces can be cleaned with normal soap and water making it easy to keep your deck always looking new!



Copings and borders can be enhanced with colours and custom designs and logos or depth markings can be troweled right into the surface. Rubaroc is the ideal surfacing solution for the home, workplace & recreational facility.



COMMERCIAL POOL DECKS



ACTIVITIES & FITNESS FACILITIES




Rubaroc for activity courts is designed to get the maximum amount of play value in your space. Rubaroc is available with most popular game court markings. All markings and lines are embedded into the surface and installed to regulation standards appropriate to the sport.

When installed in a gym or fitness facility, Rubaroc not only provides durability and shock absorption, it also ensures that heavy equipment will not damage the training surface.

Rubaroc is made of a close cell polymer that cannot accept the growth of bacteria inside of it, therefore bacteria and fungi cannot damage or deteriorate this product.

MOST POPULAR COLOURS



CUSTOM WORK



Slip resistant



Easy to clean



Colour Options



Trowelled by hand



Installed by pros



No more cracks



Stays cool



Comfortable




Durable



Fast installation

Rubaroc is a company that has extensive experience in the rubber safety surfacing industry. We separate ourselves from the rest because of our beautiful custom design work. From logos to accents to floor patterns, our design team will draw up a personalized flooring project specifically to cater to your personality. With every Rubaroc job you will see our creativity and outside the box, artistic proficiency.




SPLASH PADS








Rubaroc has a soft, porous surface which aids in preventing water from dangerously accumulating, while it's slip resistant and impact absorbing features help prevent broken bones should a tumble be unavoidable.



A WIDE VARIETY OF COLOURS & DESIGNS



MOST POPULAR COLOURS



PLAYGROUNDS



Rubaroc is suitable for both indoor and outdoor play areas. It is long lasting, low maintenance, and highly attractive.





ENHANCE YOUR PLAY AREA WITH RUBAROC


Rubaroc is a versatile, hard-wearing surface and can be installed to any depth requirements to meet all municipal, provincial and federal guidelines.

Our playground system provides the necessary cushion and shock absorbency to create a safe and fun environment for all, making it a sure choice for children's play areas.

With a wide variety of colours to choose from, custom logos and designs can easily be embedded in your playground.



MOST POPULAR COLOURS



CUSTOM DESIGNS & LOGOS




EMBEDDED DESIGNS


HAND TROWELED SURFACE

Our professionally trained installers prepare the surface, hand cut the design into the rubber, and trowel each individual color of your design. Depending on the intricacy of the desired design, they might need to wait a day before moving on to the next color to allow some drying time.

Our rubber is not painted! Each granule is colored all the way through, this is why we are able to cut out pieces of the surface to insert a different colored rubber and your design will remain the same for years to come.



GOLF COURSES



Rubaroc transforms uneven pathways into smooth walkways that are less hazardous and more pleasing to the eye.

Our specially formulated and tested resin provides a strong bond to the rubber to resist cleat spikes. It creates a comfortable, durable surface and will decrease noise from foot traffic.

One of the best features about Rubaroc in golf course pathways is the fact that a golf ball does not bounce on it. Flying golf balls will not be an issue anymore!



Our specially designed paths enhance visual appeal while solving practical problems of access.

Your club members will thank you!




Rubaroc has been successfully used in golf clubs throughout North America, Australia, and Europe over the past 20 years.

Our customers include The Royal Melbourne Golf club in Australia, Valderrama Golf Club in Spain, Onion Creek Golf Club in Texas, the Markland Woods Golf Club in Canada, and St. Georges Hill Golf Club in England to name a few.



MOST POPULAR COLOURS



GARAGES & DRIVEWAYS





A durable and reasonably priced option compared to concrete or asphalt.



The benefits of Rubaroc.

The special Rubaroc system used for garages and driveways is an environmentally friendly product that combines high-tech resins with recycled rubber to create a resilient, non-skid surface that is virtually indestructible.

Rubaroc expands and contracts to accommodate temperature changes and ground movement. It is also resistant to salt or de-icer and allows trouble-free snow removal.



ANIMAL CARE FACILITIES



Rubaroc is ideal for paddock areas, barn corridors, wash bays, grooming stalls, breeding barns, winner's circles, feed rooms and sheds.



The Rubaroc surface is impervious to bacteria and mildew growth.

All rubaroc materials have ISO 9002 certification and have been tested by the NSF.







PATHWAYS & STEPS



Rubaroc bonds directly to any solid substrate material including concrete, asphalt, epoxy, stone, brick, wood, and more. Surface blemishes are easily filled and eliminated. There is simply no other surface like it!

Rubaroc surfacing has been designed and thoroughly tested to remain stable in all weather conditions.





ONLY THE BEST QUALITY



Rubaroc's EPDM granules are randomly cut and shaped chunks of rubber, ranging in size between 0.5 mm and 4.00 mm (depending on the product specified), allowing for many points of contact from one rubber granule to another where the polyurethane resin binder will cure and firmly adhere. The interlocking granular nature of the product allows it to flex, expand and contract while the system stays solid and strong.

We specify and manufacture all of our products, including in house research and development and on site testing, in a wide variety of environments. No "middle man". We have the highest-grade rubber available and offer many different types of resins for a multitude of applications.


Rubaroc is suitable for both indoor and outdoor play areas. It is long lasting, low maintenance, and highly attractive.



RUBAROC COLOURS



BLACK




DARK GREY



LIGHT GREY



WHITE




RED




BROWN



BEIGE




DARK GREEN




LIGHT GREEN




YELLOW




DARK BLUE




LIGHT BLUE



PURPLE



ORANGE




BRIGHT RED


RUBAROC COLOUR MIXES



PLATINUM




NICKEL



SLATE



MOCHA



SANDSTONE



LIMESTONE



BROWNSTONE



SANDALWOOD



SANTA FE



TERRACOTTA

RUBAROC PRODUCT SPECIFICATIONS

PART I – GENERAL

1.1 WORK INCLUDED:

Work in this section includes furnishing all labour, materials, equipment, and services required to install Rubaroc poured-in-place granular rubber safety surfacing. It will be completed to any supplied plans, drawing details and specifications that are compatible with the following.

1.2 RELATED WORK SPECIFIED ELSEWHERE:

Poured-in place concrete, compacted crushed stone, asphalt, curbing, interlocking brick, geotextile fabric or filter cloth, plywood (marine-grade or premium pressure-treated) or other approved substrate & retaining material.

1.3 SUBMITTAL:

Submit full range of sample colours & finishes available and printed sales literature.

1.4 DELIVERY AND STORAGE:

Deliver materials in manufacturer's clearly labelled, unopened containers. Store and handle in a manner which will prevent intrusion of foreign matter and will assure protection from weather. All resins and solvents should be stored at a temperature of not less than 0 degrees Celsius (32 degrees Fahrenheit).

1.5 SCHEDULING:

Coordinate the delivery of the materials with the scheduled time of installation to insure minimum storage time at the project site.

1.6 WARRANTY:

All materials under this section shall be installed by a dealer or installer authorized by the manufacturer and shall be guaranteed by the manufacturer against defects only as described in the manufacturer's warranty to the authorized dealer or installer. The labour and installation warranty period for Playgrounds, Splash Pads, Water parks, Animal-use Facilities, Golf Courses, Garages & Driveways (residential or commercial use) or any other Commercial or non-residential application shall be ONE to FIVE (1 – 5) YEARS and the warranty for Residential foot-traffic-only applications shall be ONE to TEN (1 - 10) YEARS as specified and provided by the authorized dealer or installer.

1.7 CONTRACTOR:

The authorized dealer or installer must have installed at least 25 applications of a similar size project and have a minimum of 5 years' experience in the poured-in-place rubber safety surfacing industry.

1.8 JOB CONDITIONS:

The ground & air temperature is recommended to be above 5 degrees Celsius (41 degrees Fahrenheit) day and night during the installation and curing of the product. Any temperatures below this may affect the speed and quality of the installation. Relative air humidity (RH%) shall be between 40-80%. Weather conditions should be dry during the installation and curing of the product.

PART II – PRODUCTS

2.1 MANUFACTURER:

Recycled or virgin EPDM, TPV or SBR rubber granules and accessory materials such as binders, silica's and solvents shall be as produced and/or supplied by Rubaroc International, Inc. or equal as approved by the client.

2.2 MATERIALS:

A. Granules - Pure vulcanized EPDM rubber chips ranging in size from 0.5-1.5 mm minimum dimension (Rubaroc Premium) to 1-4 mm maximum dimension (Rubaroc Classic). EPDM rubber shall be UV stable. A mixture of Rubaroc Premium and Rubaroc Classic granules is acceptable at a maximum Rubaroc Premium ratio of 1:2.

B. Binder - Resin (Chemical Family: Aromatic (Rubaroc Standard Resins) or Aliphatic (Rubaroc UV/UV Commercial Resins) Isocyanate). Polyurethane resin binder shall be 100% solid polyurethane and contain no TDI or solvent. Rubaroc UV Resin Accelerators may be used with some aliphatic binders. (Aliphatic binders should be considered on applications (indoors and outdoors) where there is any UV exposure or where light colored rubber granules are used).

C. Primer - Aromatic or Aliphatic Resin thinned with a low VOC solvent.

D. Matrix - Resin mixed with a silica thickening agent, used as a base coat to allow application of rubber on vertical surfaces such as stair risers and concrete pool copings.

E. Finished Floor Properties:

- i. Surface to withstand 600-psi tensile stress.
- ii. Surface to be slip resistant when wet or dry.
- iii. Surface to be fungus resistant (trace to no growth).
- iv. Surface to have chemical resistance (treated surface immersed for 24 hours) so that there is no effect from oil, lye, hydrochloric acid, animal fat, grease, acetone, Tolidine, alcohol, blood, chlorine, urine, detergents and insect spray.

FINISHES: Pool Decks, Splash pads, Patios, Walkways, Driveways, Cart Paths etc.:

- i. Impact absorbing, cushioned surface
- ii. Condition of the substrate must be approved by authorized Rubaroc representative
- iii. Logos or designs can be incorporated into the finished surface
- iv. Rubaroc topcoat surface to be minimum 6mm and maximum of 12mm thick
- v. Pool decks should be left for 1-2 days before general use, and splash pads should be left for 5 days before general use

FINISHES: Splash pad, Water play (two-tier system):

- i. Two-tier system over compacted "A" Gravel
- ii. Base of Rubaroc full profile water play system to consist of recycled EPDM or SBR (plus optional pea-stone) mix. Rubber granules to be no less than 80% of mixture
- iii. Base to be no installed to specified depth
- iv. Base coat binder to be used in the base layer
- v. Base coat to dry for no less than 24 hours
- vi. Apply standard Rubaroc 6 - 12 mm EPDM top coat to color specified
- vii. Rubaroc water play systems should be left for 5 days before general use

2.3 TESTING:

The system should be tested to the following standard.

- A. Hardness: ASTM D-2444 94% recovery
- B. Water Absorption: ASTM D-530 +6.5%
- C. Ultraviolet Resistance: ASTM D-3137
- D. Fungal Resistance: Trace to no growth: ASTM G-21
- E. Spread of Flame Resistance: ANSI/UL 790 (ULC-S107) Class A
- F. Accelerated: weathering no change after 2000 hours
- G. Freeze /Thaw: no change after 30 days at minus 50 in 24-hour period

PART III – EXECUTION

3.1 PREPARATION:

- A. All sub surfaces will be inspected prior to application and any discrepancies will be reported to the owner or his agent. Installation will not proceed until any problems are rectified. Unless specified the owner is responsible for the sub base (substrate).
- B. Clean the substrate with broom or Shopvac as required. Use of a pressure washer may be required if substrate is extremely dirty (Sufficient time must be allowed for the surface to thoroughly dry).
- C. Any areas of new concrete must be allowed to cure a full 28 days prior to having Rubaroc installed over it. The use of concrete curing accelerators or accelerated curing formulas is not recommended.
- D. Install retaining edging or forms if required.

3.2 MIXING / APPLICATION:

- A. Using a short nap roller, roll onto substrate surfaces one coat of primer at approximately 50 square feet per litre. Primer is not necessary if covering compacted stone (two-tier system only).
- B. The selected EPDM topcoat granules should be coated with aromatic or aliphatic resin in a non-porous container at a resin to granule ratio of 80% rubber to 20% urethane resin by weight. Topcoat should not be less than 6 mm and not more than 12 mm in depth. It is recommended that the mixing of the topcoat be carried out with an electric vertical shaft mortar mixer to ensure consistency and assuring complete resin coverage of each granule.
- C. The resin should be applied to the rubber once the rubber is initially working within the mixer. The above must be mixed for approximately 1-3 minutes.
- D. Upon full curing of the new Rubaroc surface you may choose to roller coat the area with more resin thinned with solvent. This provides the added benefit of adding another coat of resin to strengthen the bond. This provides maximum strength and durability suitable to extreme commercial settings and high traffic areas. This step can be repeated yearly or as needed. It is not generally necessary for residential or light traffic areas.

3.3 HEALTH & SAFETY:

- A. When using either resin or solvent products, whether during mixing or application, the wearing of protective gloves is essential. This will protect contact of the skin directly with the above materials. The gloves will be required to be changed regularly throughout the installation and sufficient quantities of same should be allowed for.
- B. Should any resin or solvent come into contact with the skin, this must be immediately washed off using suitable detergents and water.
- C. When towelling the product, it is recommended that rubber knee-pads with Velcro straps or knee boards be used.
- D. Read all Material Safety Data Sheets (MSDS) prior to installation. All relevant MSDS should be on site during installation.

3.4 SITE PROTECTION:

- A. Erect barricades or caution tape as required preventing inadvertent pedestrian traffic on the finished floor surface for a period of 24-48 hours
- B. On large projects where access to the public is possible, barricades and signs must be implemented around the working area, again to avoid any inadvertent traffic. Security guards may be required in some cases. This is more relevant on projects taking more than one day to complete.

3.5 CLEAN UP:

Upon completion of work in the section, remove all tools, equipment, unused materials, and debris from the site; broom clean immediate working areas.

PLEASE NOTE:

After the completion of the surface, the EPDM granules may appear to take on a yellowish color which we refer to as “ambering”. This is a result of using an MDI urethane (if selected by the customer) which gives long-term flexibility to the surface, but also a short-term ambered color. This will “burn off” with normal activity and sunlight in a short period of time. An Aliphatic (Rubaroc UV Resins) resin is also available at an increased cost; however, it will not cause an “Ambering” effect on the surface. Rubaroc’s UV Commercial Resin is a UV stable resin that will not amber in sunlight and has the additional benefit of chemical stabilizers to combat the effects of chlorine over long periods of use.



CONTACT US

Our team at Rubaroc is excited to hear from you. To reach our team, call us or visit us online at **Rubaroc.com**

TF: 1-877-782-2762

Fax: 1-866-460-5972

Notes



rubaroc®

Multiple horizontal lines for writing.



rubaroc®

©Copyright - RUBAROC



rubaroc®



www.rubaroc.com



info@rubaroc.com



1(877) 782-2762

